




KS1 Home Learning Information

During the bubble closure, it's incredibly important that your child continues to remain in a routine and learning. In order to help this to be achieved, we will send out a daily schedule on Seesaw containing a brief outline of the expected learning for the day. The daily schedule will always include a morning message from the class teacher outlining the days learning, a pupil check in (registration), Maths and English lessons, as well as a topic based lesson/activity.

Day 1 Year 2 Seesaw Home Learning	
Daily Check in Task	
Maths	Complete 2 activities 1. Sort the 3D shapes 2. Complete the symmetry patterns.
English	Add adjectives to describe the nouns in each sentence.
Other	PTA competition. Design a balloon.

Every morning we would like your child to complete this daily check in task by 9:30am. This will let us know that your child is engaging in their home learning – think of it a bit like morning registration!

Children are expected to return work regularly throughout the day as this will enable teachers to provide support, encouragement and feedback. The suggested times for when work should be returned have been provided however, we appreciate how challenging it may be, especially if you are also having to work from home yourself. Therefore, please do not worry if you aren't always able to meet all the times. What's important is that your child knows they are expected to be learning at home and sending in their work for their teacher to mark. If your child is not engaging in the learning then their class teacher will contact you by phone to offer support with any difficulties you may be experiencing.

Work Return Times	
Daily Check in Task	9:30 am
Maths	10:30 am
English	12:15 pm
Topic / Other	2:30 pm

Lessons

For most of the lessons set your child should be able to write or type their response straight onto the template provided. When they click ➕ Add response they will be taken straight to the provided template.



The screenshot shows the Seesaw app interface with several callouts explaining key features:

- Zoom in**: A callout pointing to the zoom icon in the top left toolbar.
- Undo**: A callout pointing to the undo icon in the top left toolbar.
- You can add a text box to type straight onto sheet.**: A callout pointing to the text tool icon (T) in the left toolbar.
- Click to add a voice recording.**: A callout pointing to the microphone icon in the left toolbar.
- Here you can add a photo or video.**: A callout pointing to the camera icon in the left toolbar.
- Click on the three dots to change font size.**: A callout pointing to the three-dot menu icon in the right toolbar.
- If you need a new page click here.**: A callout pointing to the 'Add Page' icon in the bottom right corner.

The main content area displays a worksheet titled 'Bonfire Night Questions' with 11 numbered questions. The bottom toolbar includes tools for Pencil, Highlighter, Pen, GLow Pen, Rubber, and Move Tool.

Children can choose to write out the activity on paper if they would prefer and then will need to take a photo of the piece of work and upload it to their journal.

A brief overview of Seesaw main tools and features

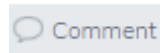
If your child needs extra time to finish the work click 'save to draft'.  When the work is completed your child will submit it to their journal for feedback by clicking 'check'. 

Feedback

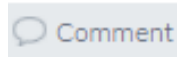
Feedback on Seesaw comes in many forms and may not always look the same; the class teacher may 'like' the work and this will let you know the work has been received and reviewed. A teacher comment can also be made on pieces of work submitted to your child's journal, if we feel your child needs to have a look at any of the work set again, we can send it back to them. On occasion we may also record a voice note to give your child feedback on a piece of work they have submitted. We aim to provide same day feedback for work submitted between **9am and 3.30pm** any work submitted after these times will receive feedback the following morning.



Like



Seesaw has a mic and video function if your child is finding something difficult, send the class teacher a comment, voice recording or video to let them know what your child is finding tricky and we will help and support remotely.



Miss Kemp and Miss Nash are already missing seeing your children in person however they will be regularly communicating with them virtually until everyone can be safely back in the classroom. Please don't hesitate to contact us via Seesaw, the ks1@ashbyce.leics.sch.uk email or the school office if you have any queries or need support accessing the home learning. Stay safe everyone and we look forward to seeing you all soon.